

# Raising Revenue

---



## Discussion Questions:

1. What concerns (if any) do you have about raising taxes?
2. If time, discuss what taxes you are interested in raising (if any).



## Messages

- Our current tax system is behind the times, is losing pace, and is the most regressive tax system in the nation
- 30% decline in revenue generated for every dollar of personal income
- Raising taxes is a heavy lift in this state



## Take Action!

- Sign up for the E-Action alerts in the advocacy section of **[www.wastatepta.org](http://www.wastatepta.org)**.
- Fill out every action alert that the Washington State PTA sends out and pass it on to at least ten of your friends.
- Share some of the data that you learned today on Facebook, Twitter, or at the bus stop.

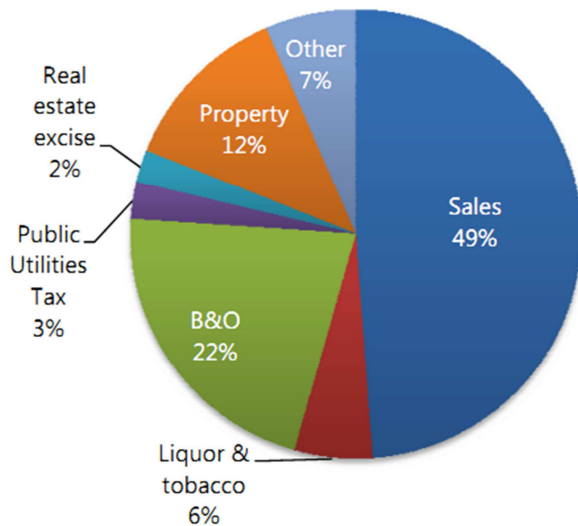


## References

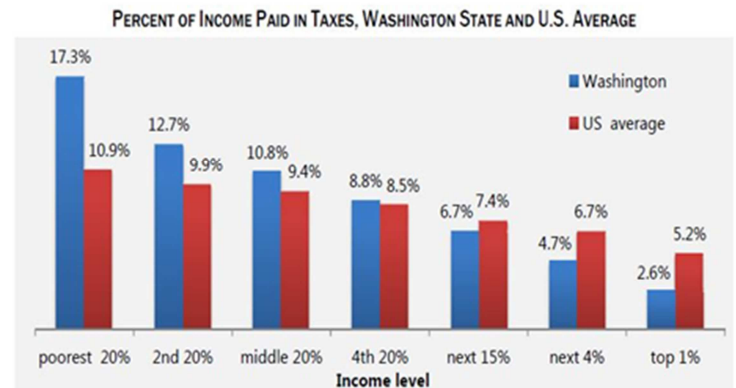
- Economic Opportunity Institute graphs  
[http://www.eoionline.org/tax\\_reform/fact\\_sheets/WashingtonStateBudget101-Nov12.pdf](http://www.eoionline.org/tax_reform/fact_sheets/WashingtonStateBudget101-Nov12.pdf)
- 30% decline in revenue <http://budgetandpolicy.org/policy-areas/state-revenue>
- Washington State has the most regressive tax structure in the nation <http://www.itep.org/whopays/>
- Questions: Heidi Bennett, WA State PTA Region 6 Legislative Chair, [Heidi@bennettdirect.net](mailto:Heidi@bennettdirect.net)

# Raising Revenue

**Graph of Budget revenue by Source**



**WA State is the Most Regressive Tax State in the US**



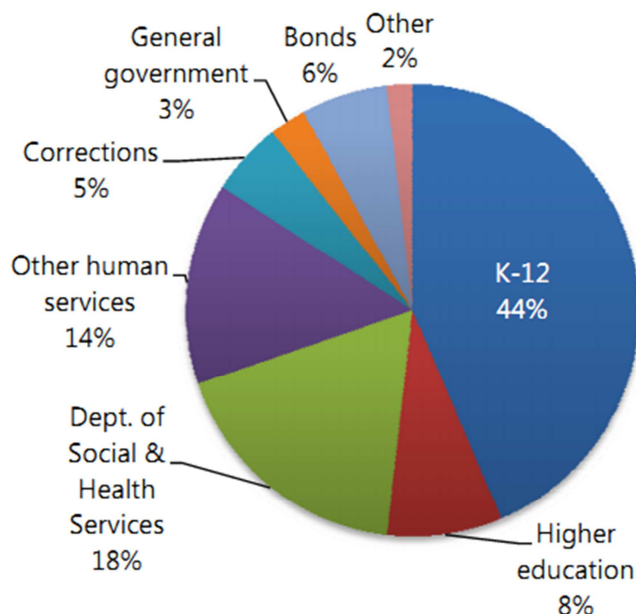
Source: Institute for Taxation and Economic Policy

Washington State Budget 101

Economic Opportunity Institute

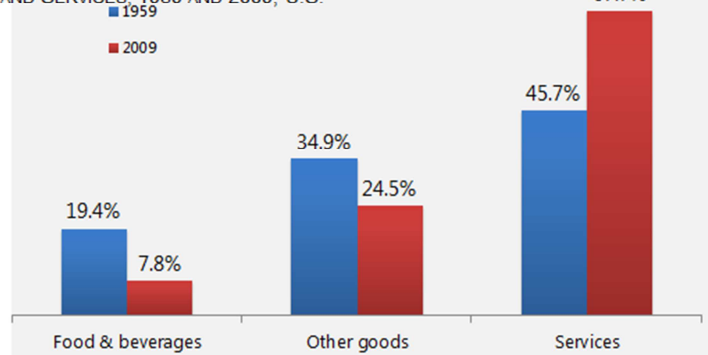
www.eoionline.org

**Graph of General fund budget**



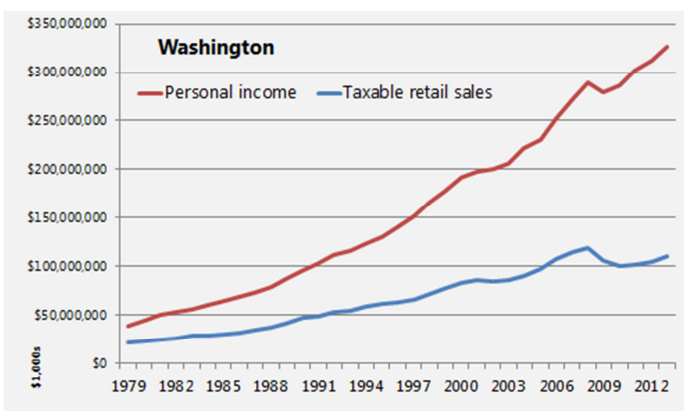
**Shrinking tax base – services mostly not taxed**

SHARES OF PERSONAL CONSUMPTION EXPENDITURES ON GOODS AND SERVICES, 1959 AND 2009, U.S.



Source: US Bureau of Economic Analysis, Trends in Consumer Spending, June 2011

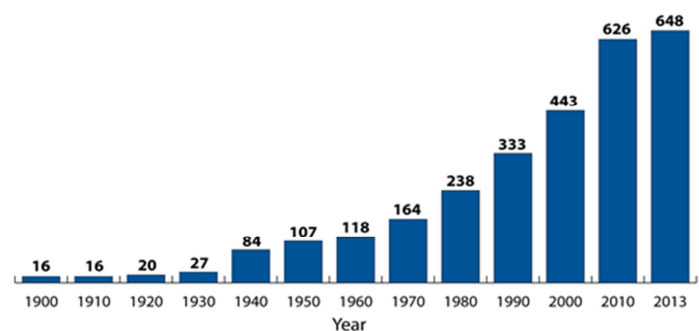
**Opportunity to add new source of revenue**



Sources: U.S. Bureau of Economic Analysis and Washington Economic and Revenue Forecast Council

**The Number Of Tax Preferences Continues To Soar**

Cumulative number of tax breaks in Washington state by decade, 1900-2013.



Source: Budget & Policy Center calculations; data from Department of Revenue